

BUDGET CRISIS COMMUNITY INPUT

Results from the Community Survey
on Budget Priorities
March 2009


Survey overview

- Survey live from March 2-13, 2009
- 750 Respondents
- 299 gave comments

| Respondent | % |
|--------------------------------------|-------|
| Certificated Teacher | 9.9% |
| Classified Staff | 3.5% |
| Other Employee | 2.3% |
| Parent of current SCSD student (K-4) | 51.7% |
| Parent of current SCSD student (5-8) | 45.2% |
| Parent of past SCSD student | 9.3% |
| Parent of future SCSD student | 12.7% |
| Parent of student in private school | 2.5% |
| Other (please specify) | 2.5% |

76.8%

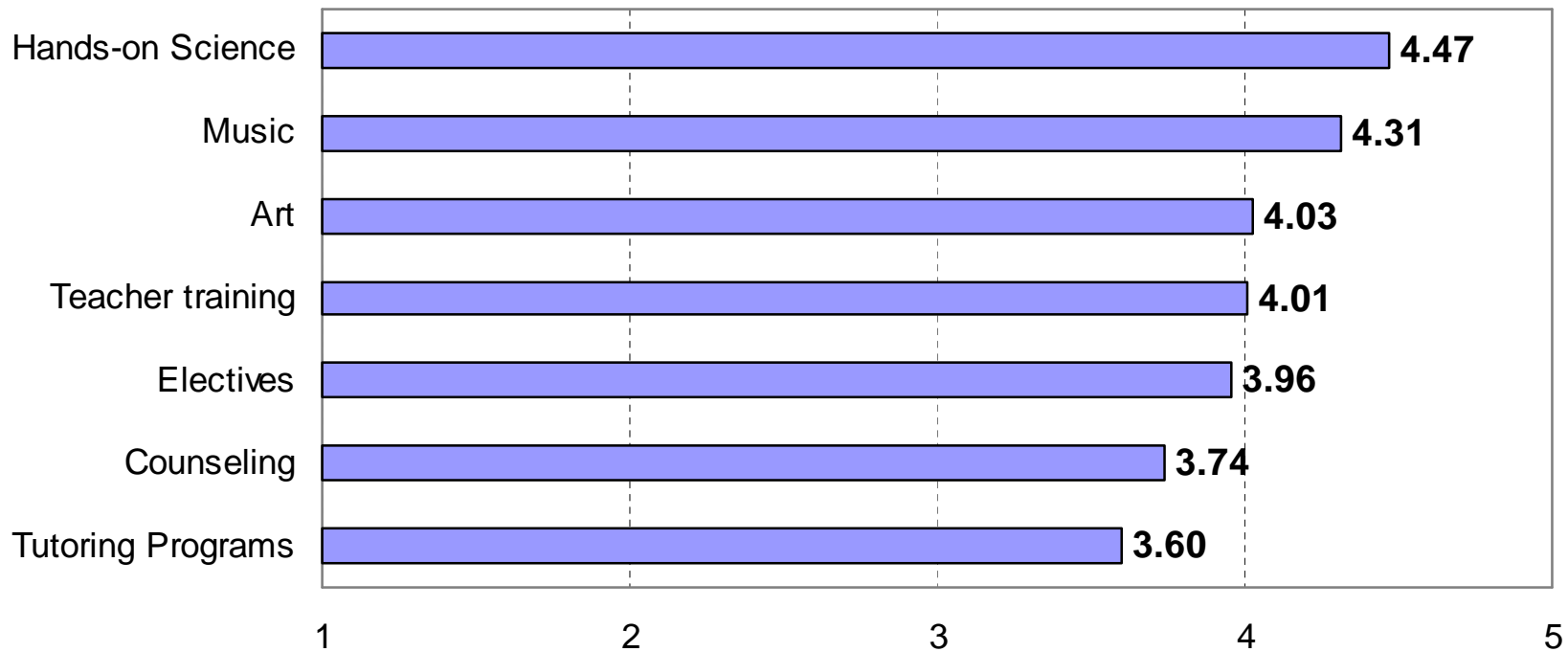
Numbers are greater than 100% because a person could select multiple classifications



1 = Not Important at All
3 = Neutral
5 = Absolutely Critical

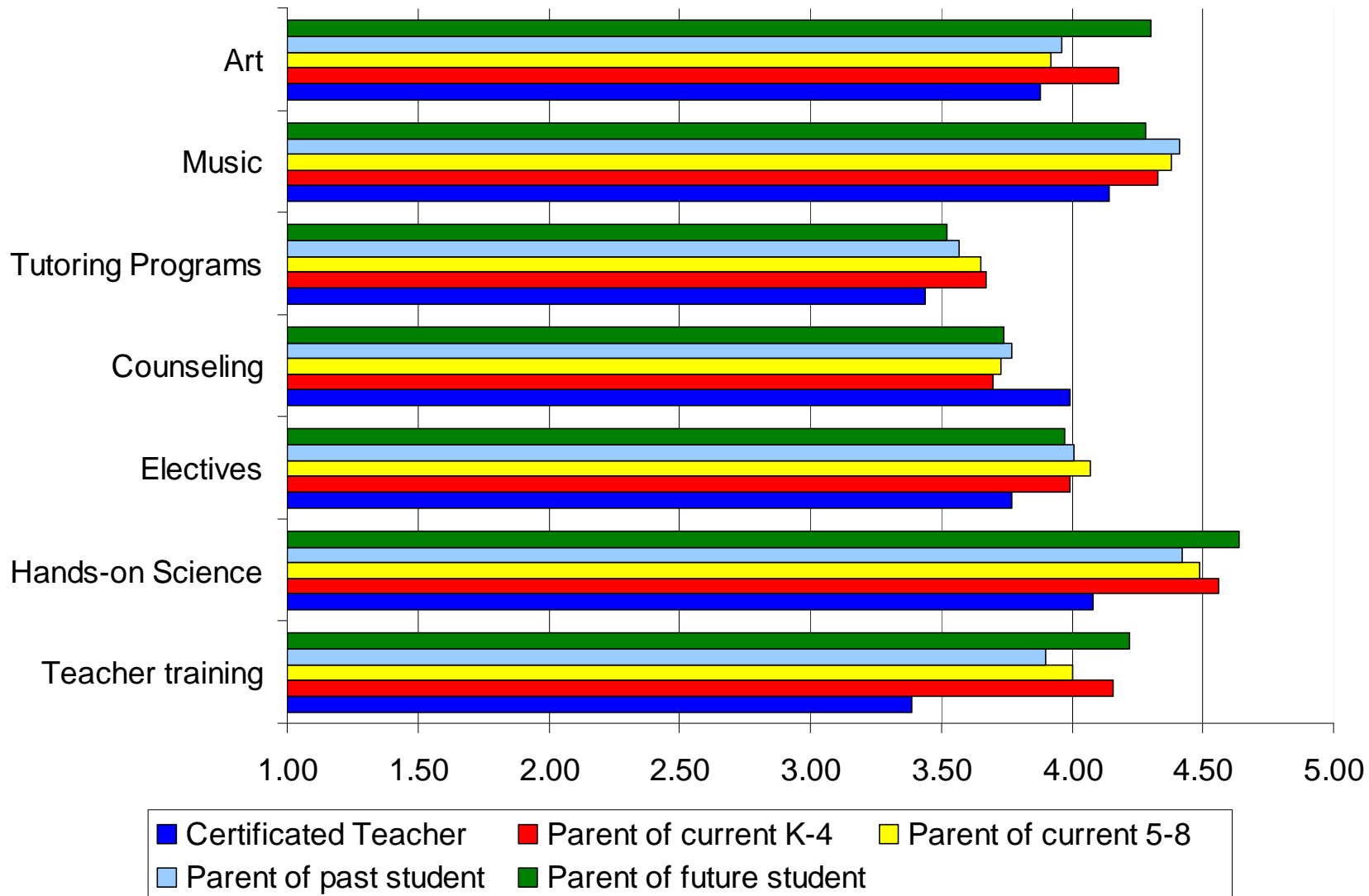
Ranking of Programs

Please rank the following SCSD programs/ initiatives as to how important they are in benefiting the children in our schools




Not a forced ranking: 1-5 could be chosen for each area

Ranking of Programs - by Group



1 = Not Important at All
3 = Neutral
5 = Absolutely Critical

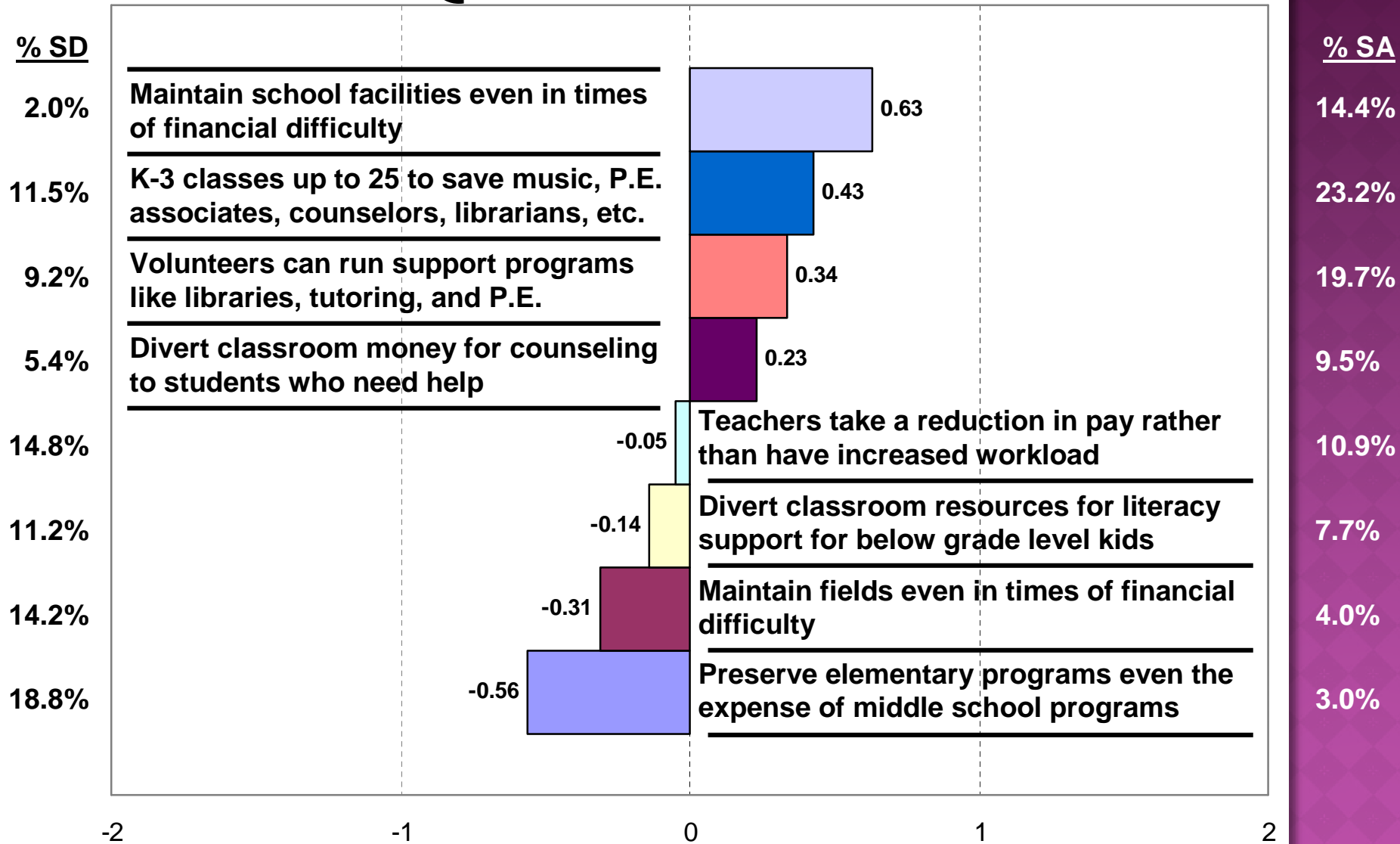
Teacher Training Types



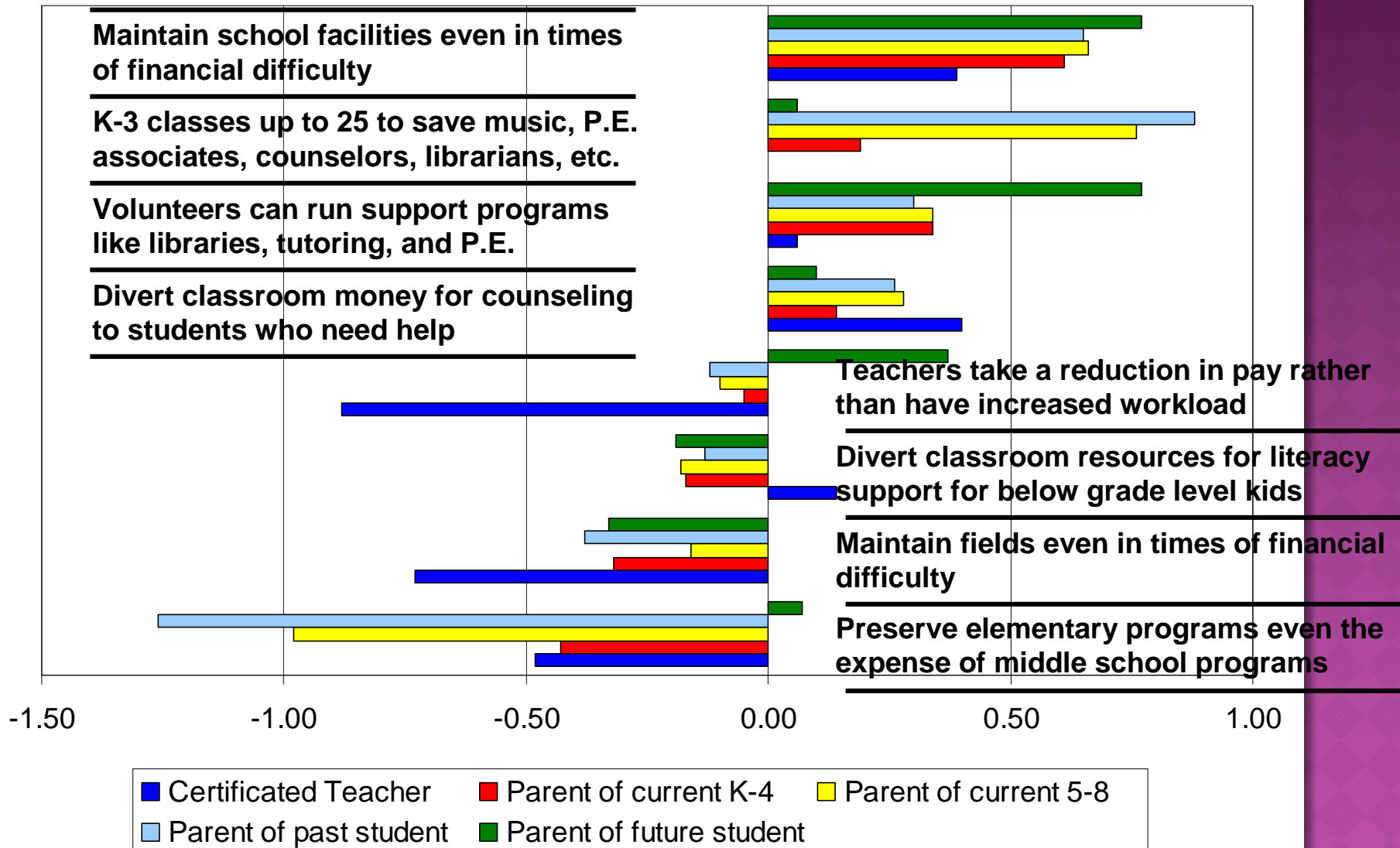
- A slightly higher % rated District/Site-Directed Development as “absolutely critical” - 27% vs. 23%
- Only difference in sub-groups was that certificated teachers rated district-directed training at 2.66 vs. 3.79 for self-directed

Tradeoff Questions

-2 = Strongly Disagree
 -1 = Disagree
 0 = Neutral
 1 = Agree
 2 = Strongly Agree




Tradeoff Questions - by Group

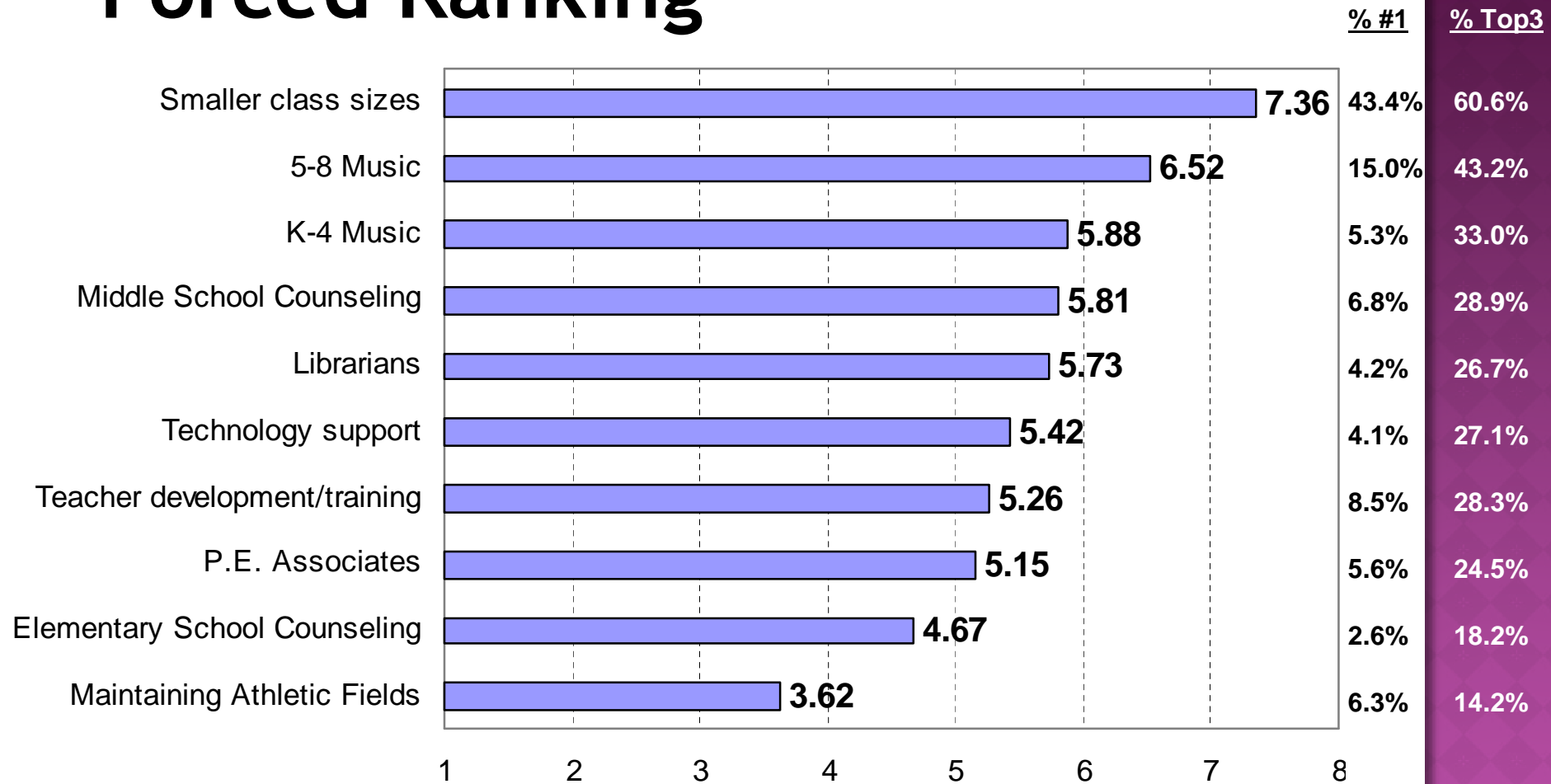


Tradeoff Questions - by Group

- ◉ Notable findings for other subgroups
 - Classified and other staff were negative (-0.75 & -0.53) on using volunteers
 - Other groups (except classified staff) had slight positives for diverting resources for literacy support
 - Private school parents were more bullish in increasing class sizes (1.0)


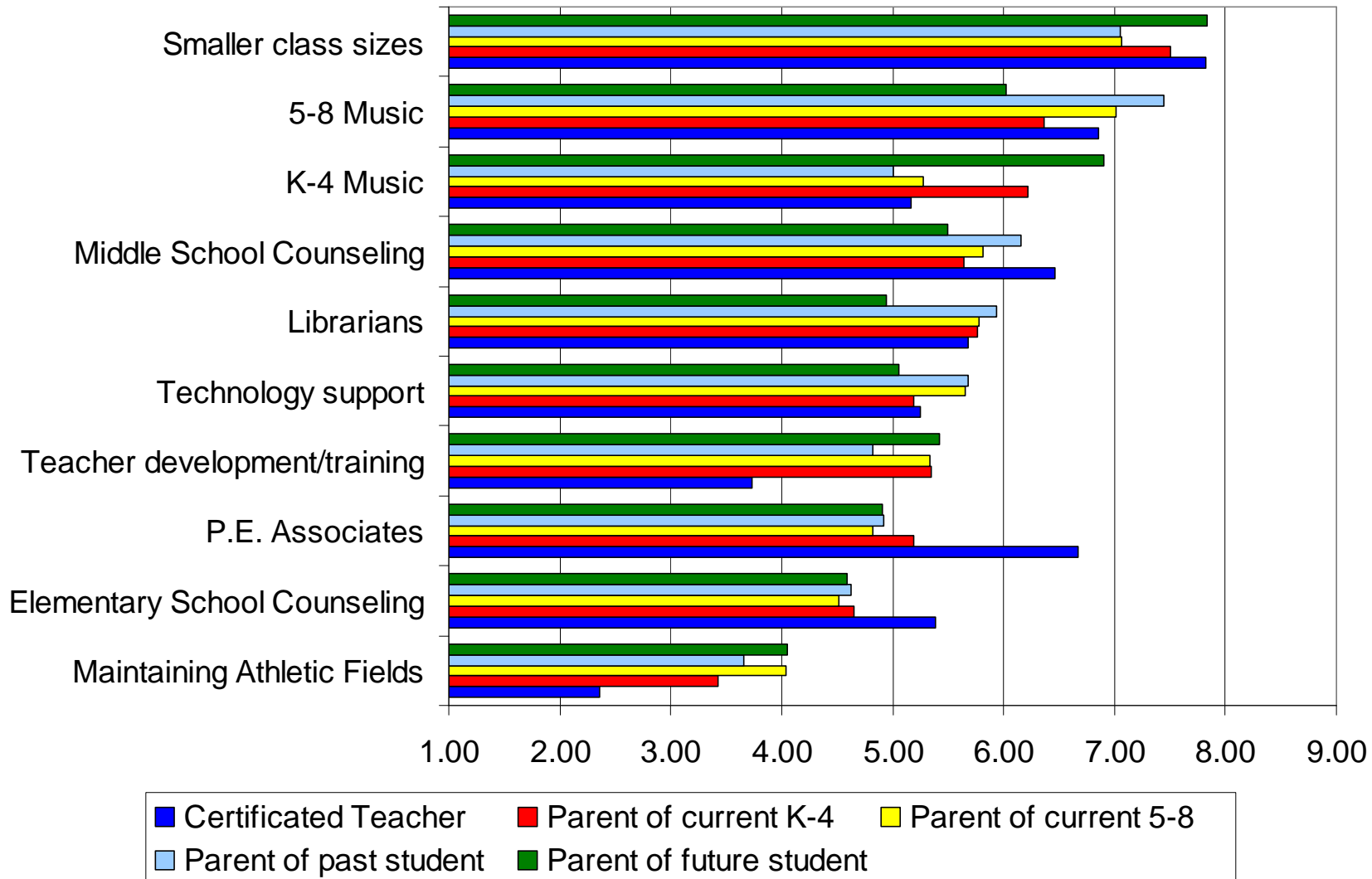


Forced Ranking



Items had to be ranked 1-10 (items ranked 1 got a higher score)

Forced Ranking - by Group



Forced Ranking - by Group

- ◉ Notable findings for other subgroups
 - Slightly lower ranking for maintaining smaller class sizes
 - Classified staff ranked librarians higher (6.9)
 - Classified staff, private school parents, and other ranked elementary school counselors higher (similar to what certificated teachers ranked it)
 - Classified, other staff, and private school parents ranked middle school counseling higher than all other subgroups did
 - The “other” group ranked teacher training much higher (6.8) than other subgroups did



Comments from Respondents

- ◉ Lots of passion!!!
 - Wide spectrum of comments on every subject!
 - A lot of support for all of our programs
 - Great things said about our teachers
 - Support for the Board and this process
- ◉ Hope that items are temporary cuts
- ◉ Comments on role of parents
- ◉ Questions about fee items (facilities, etc.)
- ◉ Inquiries into administrative cuts
 - Including shared services across schools



Summary

- ◉ Science, music, and art rank consistently high
- ◉ Diverging viewpoints on training - teachers don't find it as valuable (particularly district or site-led), while others think it is important
- ◉ Everyone had a hard time with the tradeoffs!
 - Facilities and small class sizes scored well
 - Both class size and volunteer questions were a bit more polarizing
- ◉ Forced ranking also difficult - many items in a narrow “middle” band
 - Small class sizes and 5-8 music scored highest

Summary - continued

- Teachers had different priorities than most other subgroups in a number of categories
 - More supportive of counseling, literacy support, and P.E. associates
 - Concerned about their pay
- Parents were most concerned with what they were closest to
 - K-4 and future parents focused on class sizes and elementary programs (particularly music)
 - 5-8 and past parents focused on middle school programs and technology
- Maintaining fields gets consistently low support

